

---

# **Scholastic Literacy Pro & Literacy Pro Library**

---

**Parent User Guide**

Dear Families,

As you embark on preparing your child for future academic success and life-long achievement, Scholastic would like to offer you our support.

Right now, reading occupies limited space for children, often competing with gaming and technology. Even in school, there is less time set aside for independent reading, while more time goes to testing.

However, we know that engaging children in independent reading practice is a key part of academic success. To this end, teachers generally spend a lot of time and energy assessing students' reading abilities. Parents also spend a lot of time and energy finding books that get the children excited and are at the correct level.

With our innovative new program, Scholastic Literacy Pro, parents and teachers alike can minimize time spent on these tasks.

Scholastic Literacy Pro is research based and proven to be effective in motivating students to read independently, accurately assessing their reading levels, and developing key reading skills.

With Scholastic Literacy Pro, teachers and parents will find it easier than ever to support children's independent reading practice! Our scientific and reliable measurements of text difficulty and student ability will save much-needed time and energy both at school and at home.

Your involvement is critical to your child's success. Feel free to contact us at [pwang@scholastic.com.cn](mailto:pwang@scholastic.com.cn) with any questions.

Kind regards,

Scholastic China

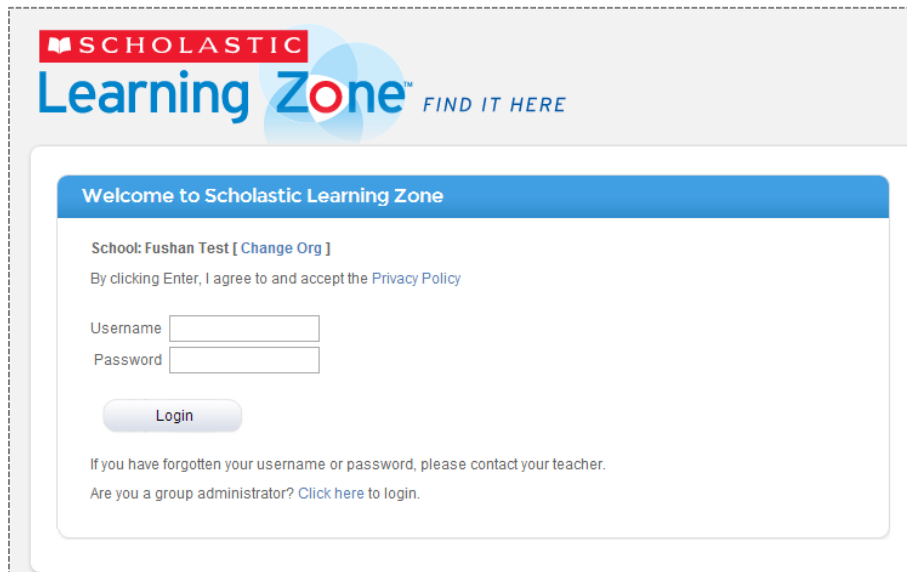


# Logging In

1. Go to the school unique login URL. Enter the username and password.


Login URL for SESID: <https://slz05.scholasticlearningzone.cn/auth/intl/Login/CHNTYP6>






*Please note the password is case sensitive.*



The screenshot shows the Scholastic Learning Zone login interface. At the top, the Scholastic Learning Zone logo is displayed with the tagline "FIND IT HERE". Below the logo is a blue header bar that says "Welcome to Scholastic Learning Zone". Underneath, the school name "School: Fushan Test [ Change Org ]" is shown, followed by a note: "By clicking Enter, I agree to and accept the Privacy Policy". There are two input fields: "Username" and "Password". A "Login" button is positioned below the password field. At the bottom of the form, there are two lines of text: "If you have forgotten your username or password, please contact your teacher." and "Are you a group administrator? Click here to login."

2. After logging in, select the Scholastic Literacy Pro (LitPro) or the Scholastic Literacy Pro Library (LitPro Library) icon to open the program.



Purpose	Icon
Assess reading level (LitPro Test) <i>Please note school will administer the LitPro Test.</i>	 LitPro
Select books (generate or update recommended reading list, search book)	 LitPro
Read eBooks in an eBook viewer	 LitPro Library
Take book comprehension quizzes (Book Quiz)	 LitPro
Track reading result and progress	 LitPro

# Assess Reading Ability (LitPro Test)

Students should begin their LitPro user experience with the LitPro test. It is a computer-adaptive test that can identify students' reading levels, reported in Lexile measures.

The LitPro Test will adjust item difficulty to students' responses. As students progress through the assessment, the difficulty level of questions changes according to each response. So the total number of questions and the Lexile of each question will depend on individual student performance.

Please note the LitPro test is only active when the student have a test available to take. The school will administer the LitPro Test in a classroom test environment.

# Select Books

## I. Lexile Reading Range

---

Finding out students' Lexile measure is just a starting point. The LitPro test results could be used to select THE just right book for students.

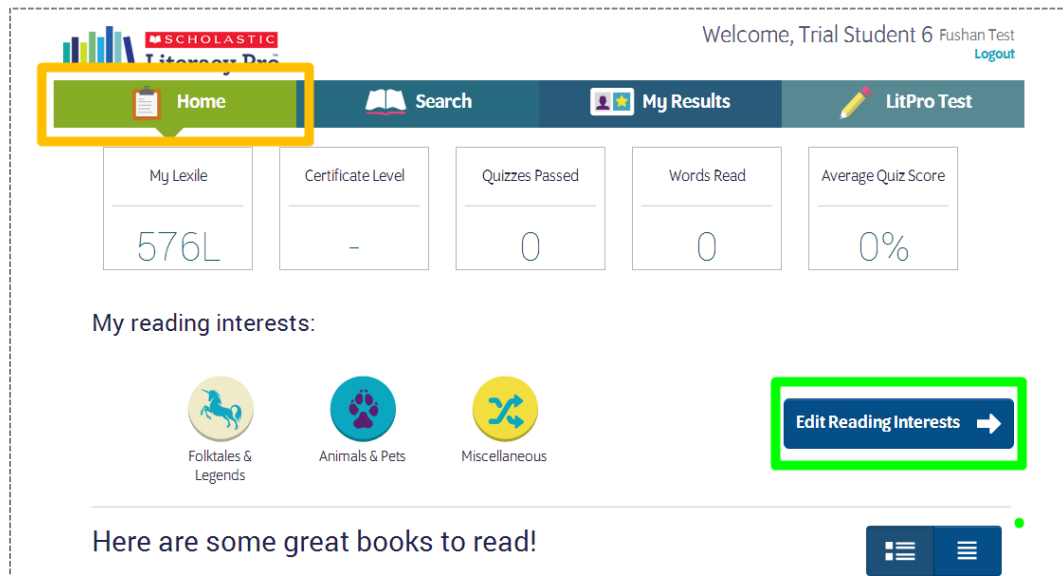
Lexile Reading Range	Purpose	Recommended Context	Student Experience
<b>100L to 250L below</b> the student's Lexile Measure	Skill instruction for remedial or reluctant readers.	Use text at this level with reluctant or remedial students and to help students master a challenging subject or skill.	<b>Easy</b> The student will experience fluency with the text and can focus on mastering more advanced reading skills.
<b>50L above to 100L below</b> the student's Lexile measure	Skill instruction that focuses on teaching new or difficult skills and subjects.	Use text at this level when asking students to read independently as you instruct. One-on-one support is not needed.	<b>On-Level</b> The student will read with confidence and control, as well as with the appropriate level of challenge to grow as a reader.
<b>50L and above</b> the student's Lexile measure	Skill instruction that exposes students to new vocabulary, difficult syntax, and challenging literary features. Challenge students to grow as readers, building new vocabulary and skills.	Use text at this level when providing one-on-one support to the student, in small-group instruction, or during read alouds.	<b>Challenging</b> The student will not be able to read the text independently, but with the right amount of support, he or she will build reading skills.

## II. LitPro Recommend Book List

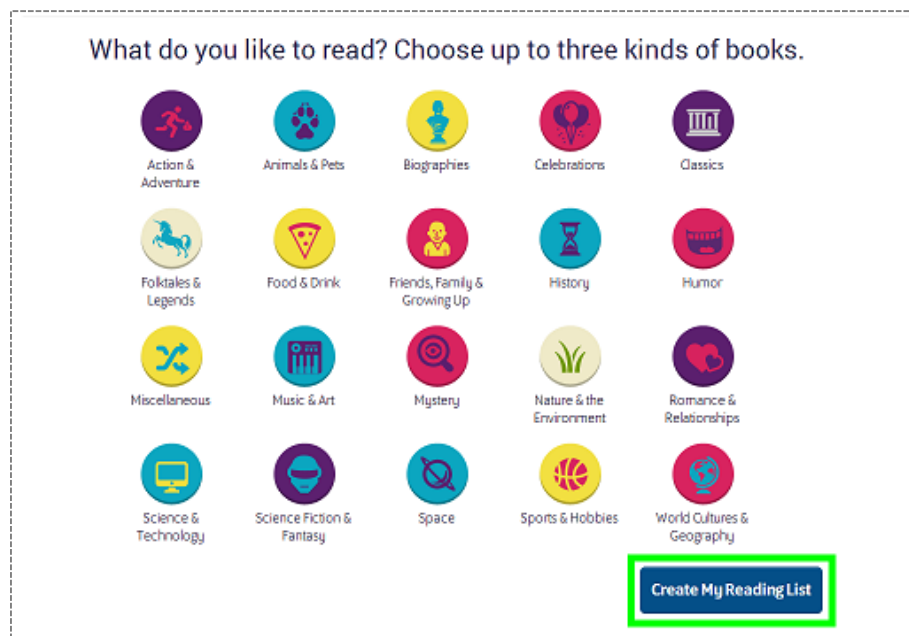
---

Once a student has a recorded Lexile score, that score is used by the program to generate the Recommended Reading List, to provide titles (not eBooks) that are within the student's targeted Lexile range and are age appropriate.

1. Select the Home tab on the top navigation bar to open the Reading Interest Screen

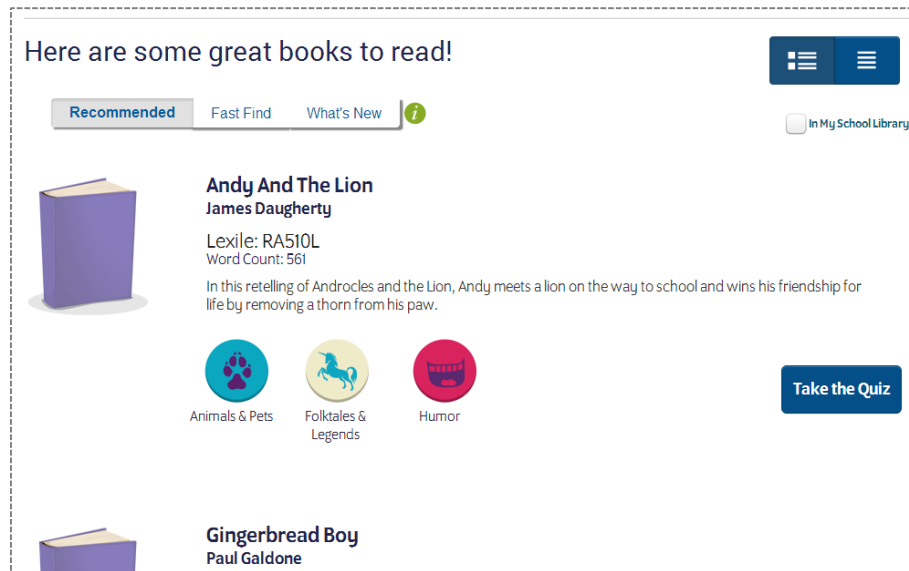


2. Select three topics of reading interests to create personalized reading list.



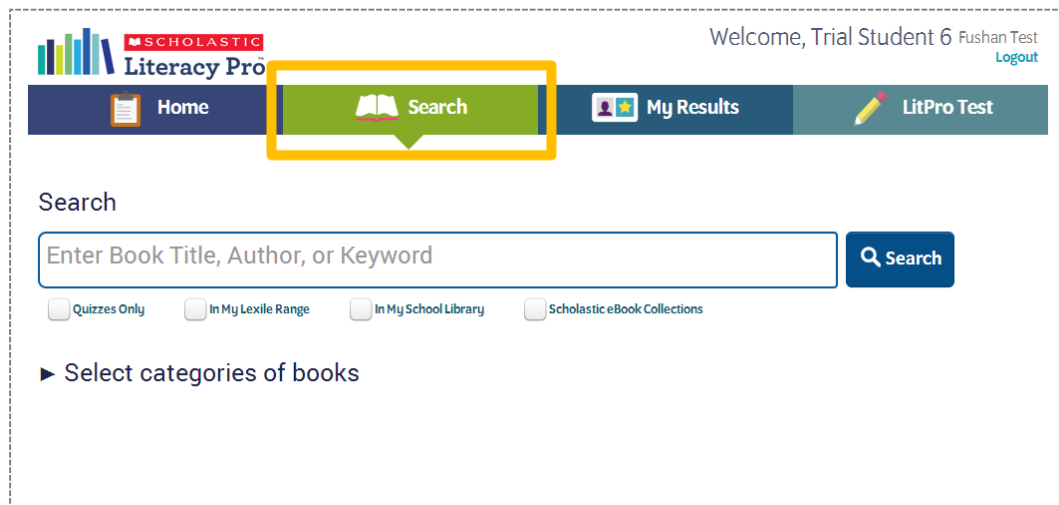
3. The titles on the student's recommended reading list are populated based on:

- student's Lexile level (100L below and 50L above)
- age & grade level
- selected reading interests (can be changed at any time)



### III. LitPro Search

1. Click the Search tab to open the Search Screen



2. To search for a book by title, author, or keyword, enter the search term in the search field.  
To limit the search to book quizzes, click **Quizzes Only**.  
To filter the search by Lexile measure, click **In My Lexile Range**.  
To limit the search to only titles that have LitPro Library eBook versions, click **Scholastic eBook Collections**.



# Read Books

Please note, LitPro does not come with books – it only generate a personalized reading list.

Students can purchase the books in local/online book store. Or perhaps some books are already in the school library. And now we also offer an eBook library (LitPro Library).

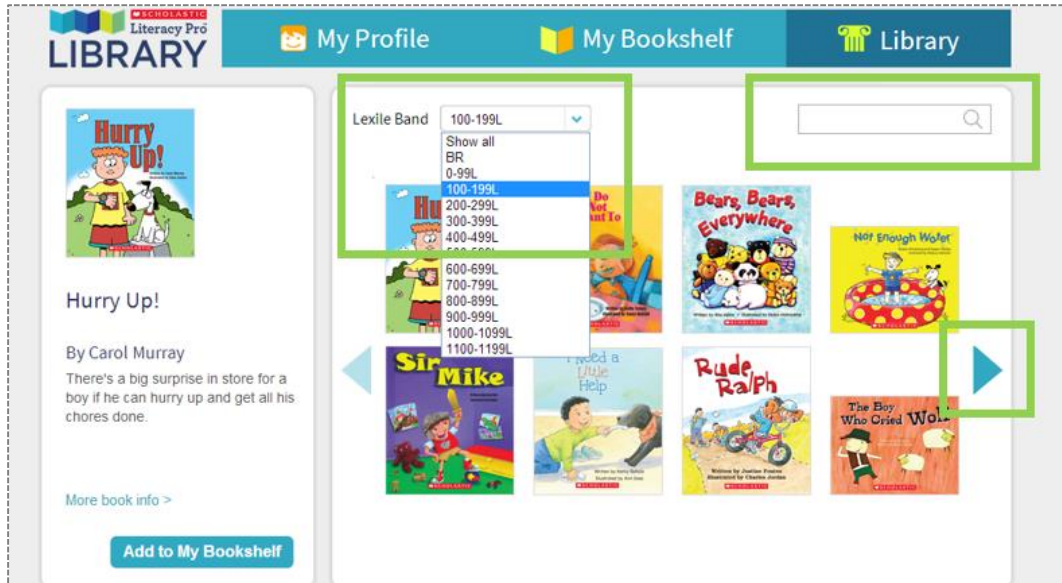
## 1. Log in

Click the LitPro Library icon to open the program

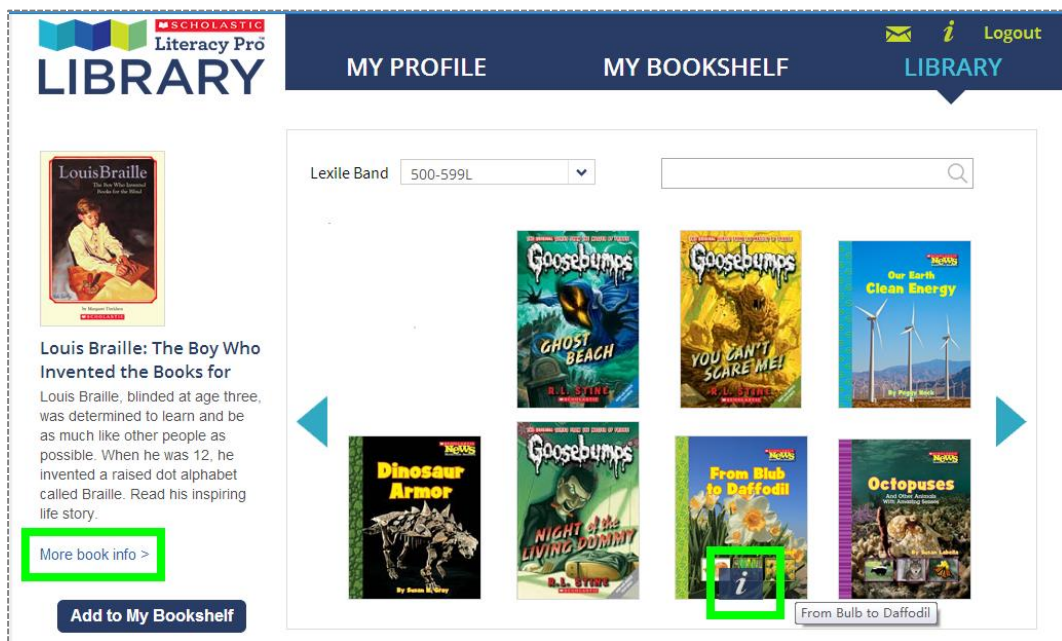


## 2. eBooks Selected by the students themselves

- 1) Select the Library tab on the top navigation bar. The Library Screen shows eBooks available to students.
  - Use the blue arrows to scroll through the eBook covers.
  - Enter title, author or keyword in the search field to search for eBooks
  - To filter the search by Lexile measure, click and scroll down the Lexile Band




2) Click the **More Book Info** icon to see a profile of the eBook.



The book detail screen lists the eBook's page count, Lexile measure, Literacy Pro interest category, and other data.

Galaxies
X



Author **Howard K. Trammel**

Pages **48**

Lexile **900L**

Guided Reading Level **M**


Reading Level **30**


Genre **Non Fiction**

Word Count **2512**

Series **Everyday Book Box Orange**


Has Audio Readalong **Yes**








Add to My Bookshelf



3) Click **Add To My Bookshelf** icon to add the eBook to the Bookshelf to read




 My Profile

 My Bookshelf

 Library



Logout



**Galaxies**

Introduces the different types of galaxies, describing how they are formed, the structure and age of the Milky Way, and the role of the Hubble Space Telescope in


[More book info >](#)

Word Count **2512**

Remove

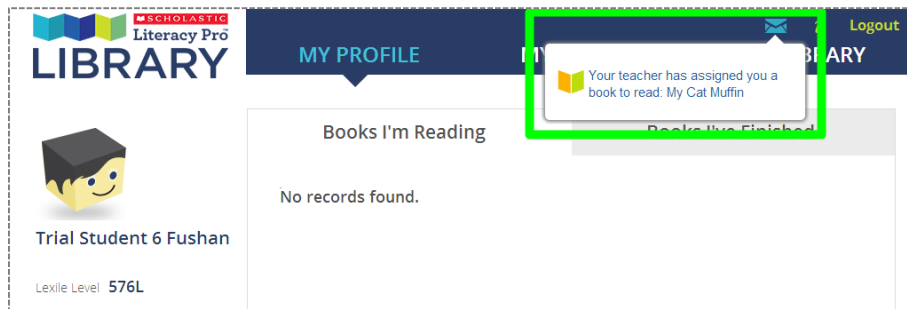
Read Book

Books Assigned By All

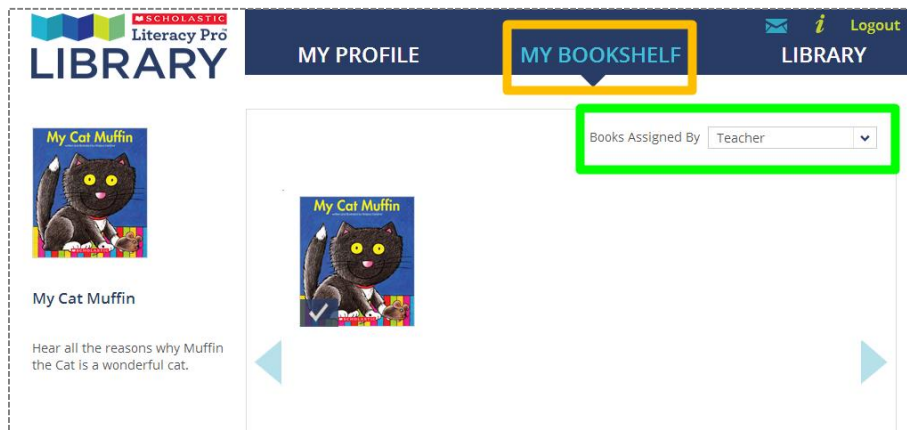


### 3. eBooks Assigned to Students by The Teacher

1) The envelope icon turns blue when teacher assigns students a new eBook.

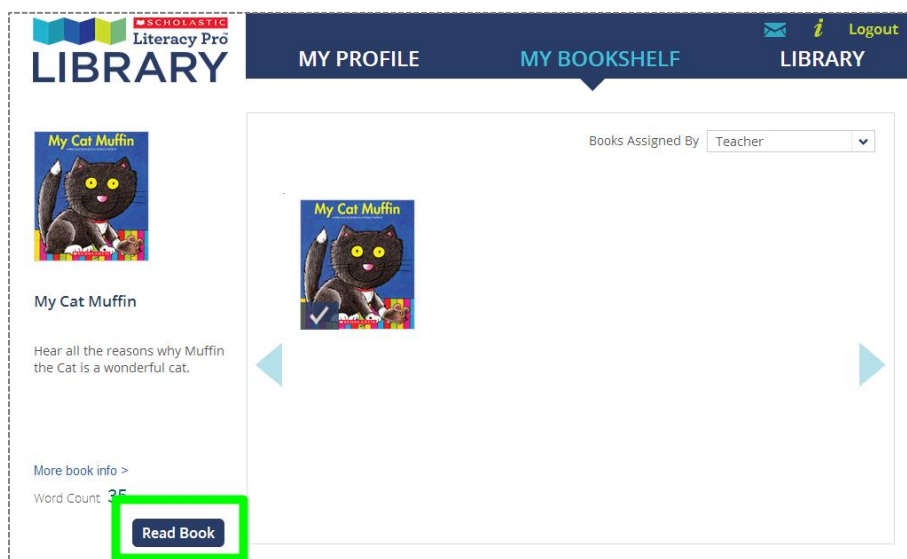


- 2) Or click the **My Bookshelf** to show all of the student's assigned eBooks. Use the pull-down menu to limit the eBooks displayed to ones assigned by the teacher.



#### 4. Read eBooks in an eBook viewer


- 1) To open the eBook in the Viewer, scroll over the cover of the eBook in the My Profile or My Bookshelf tabs, then click the Read book icon to open the Viewer




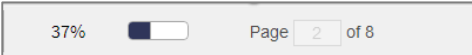
- 2) The eBook viewer has many functions to help students read the eBook.



- **Basic Tools:**

Full Screen: 

Book Settings (choose to view the eBook as a single or double-page spread): 


- **Navigation Tools:** 

- **Audiobook Tools:** 

- **Recording Tool:** 

- **Note Pad Tool:** 

- **Clickable Dictionary**



**Cat**

**cat** (kat)

A **cat** is an animal with four legs, a long tail, and soft fur.

*Some **cats** are pets.*

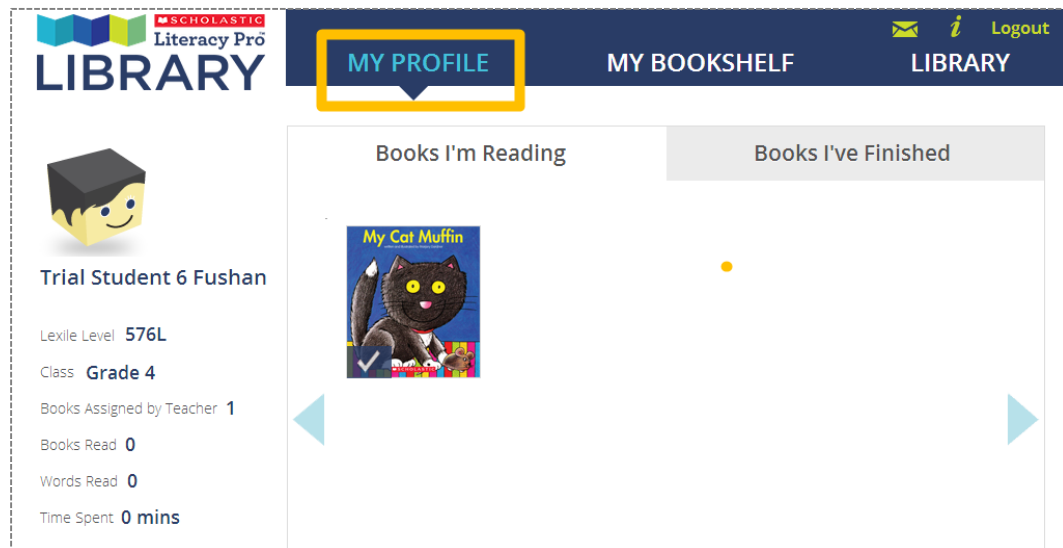
*A baby **cat** is called a **kitten**.*

*Some **cats**, like tigers and lions, live in the wild.*

*A baby tiger or lion is called a **cub**.*

## 5. eBook Reading Data

- 1) Select the **My Profile** tab on the top navigation bar.



- 2) The **My Profile** Screen shows:

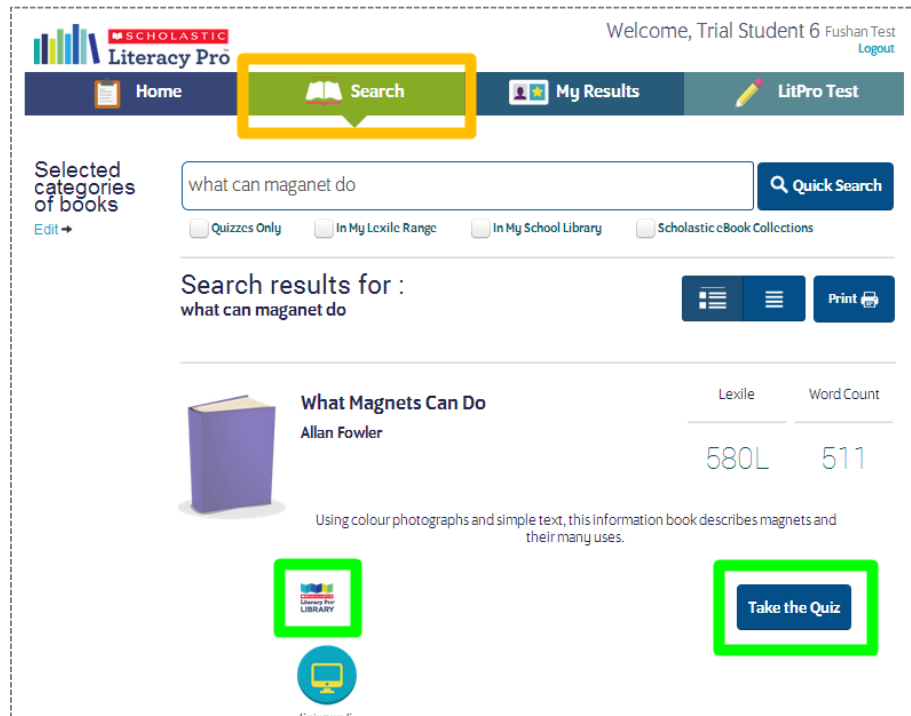
- Students' basic reading data - Lexile Level, Class, Books Assigned by Teacher, Books Read, Word Read, Time Spent
- eBooks the student is currently reading - **Books I'm Reading** tab
- eBooks the student has completed - **Books I've Finished** tab

*Check marks on the book cover indicate eBooks assigned by the teacher.*

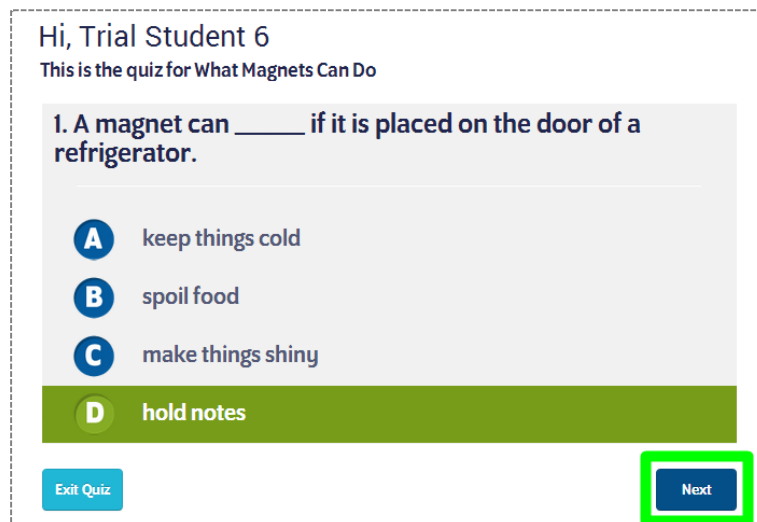
# Book Comprehension Quizz (Book Quiz)

When students finish reading a book, they log on, search for the title they've just finished, and then take a quiz. Scoring is automatic and feedback is immediate. Seeing progress serves as a great motivator for students.

1. Select the **Search** tab on the top navigation bar (LitPro) to search for the book quiz



2. After clicking Take the Quiz the Quiz Screen opens. Read the question, then click the answer choice. Click Next to move to the next question.



- 3) At the last question, click **Finish** to see results. The Results Screen shows the quiz results.
- Students who pass the quiz may rate the book and record their comments.

Congratulations, Trial Student 7

## You Passed!

by Allan Fowler

**10 out of 10 correct** **100%**

What did you think of the book?

[Loved it!](#) [Liked it](#) [Okay](#) [Not Great](#) [Leave it](#)

Do you have any comments about the book?

Type your comments here...

[Done](#)

- Students who fail the quiz may view the incorrect answer and then retake the quiz.

Hi, Trial Student 6! Why not try again later?

## What Magnets Can Do

by Allan Fowler

**5 out of 10 correct** **50%**

[View Incorrect Answers](#) [Done](#)



# Reading Result and Progress

Welcome, Trial Student 6 Fushan Test [Logout](#)

[Home](#) [Search](#) **My Results** [LitPro Test](#)

My Lexile: 576L  
Certificate Level: -  
Quizzes Passed: 0  
Words Read: 0  
Average Quiz Score: 50%

Title	Author	Lexile	Word Count	Score	Points	Date	
What Magnets Can Do	Allan Fowler	580L	511	50%	0	13 Oct 2015	<a href="#">Take the Quiz</a>

Click **My Results** tab to open the My Results Screen. The My Results Screen shows all student results for work done in Scholastic Literacy Pro during the current school year.

My Lexile: 576L  
Certificate Level: -  
Quizzes Passed: 0  
Words Read: 0  
Average Quiz Score: 50%

At the top are the five data: the average quiz score, total word count read, number of quizzes passed, certificate level, and student Lexile measure.

Title	Author	Lexile	Word Count	Score	Points	Date	
What Magnets Can Do	Allan Fowler	580L	511	50%	0	13 Oct 2015	<a href="#">Take the Quiz</a>

The screen also lists all of the books read by the student. Students can visit My Results to view these book ratings and comments